

STUDENT SATISFACTION SURVEY REPORT (2023-2024)

Overview:

The student satisfaction survey was performed by means of collecting student responses following questionnaire method. The questionnaire was designed as a Google Form containing sixteen questions which were judged to be significant in determining the extent of the students' satisfaction regarding the various academic and extra-curricular transactions during their study in the college within the period encompassed under the present survey. The questionnaire in no way demands the student to reveal their identity so that the responses remain unbiased and uninfluenced. The responses of the survey have been analyzed as below.

Questionnaire:

1. Course Pursued
2. Were you able to select the subjects of your preference during admission?
3. Do you think some other subject which is not offered by the college would have suited you more in your graduation? If yes, mention the subject(s) you would have liked to study.
4. Rate your satisfaction regarding the teaching methods employed in the classrooms.
5. How much would you rate the role of ICT tools used by teachers, such as digital presentations, online classrooms, etc. in helping you understand the subject matter?
6. How satisfied were you with the College Infrastructure in terms of supporting proper conducting of class and related academic activities?
7. How supportive were the teachers in solving your problems?
8. How far were the mentoring activities of your teachers adequate in actually solving your problems?
9. How much helpful did you find the College Library in meeting your academic demands?
10. How would you rate the reading room facilities provided in the College Library?
11. How would you rate the convenience of communicating to the college from your place of residence?
12. Were you able to take part in extracurricular activities as a student of the college?
13. Given a chance, would you pursue another course in the college?
14. Would you recommend the college to other students willing to pursue Graduation?
15. How is your overall satisfaction regarding the overall college environment?

Link to Google form:

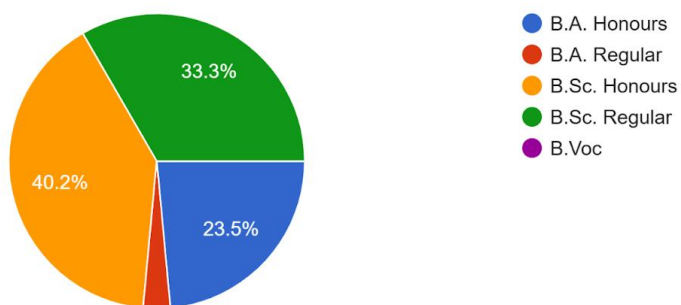
<https://forms.gle/4R9iWXVnaiyvVXEb6>

Student Responses

The responses of students to the various questions in the questionnaire have been presented below in graphical form.

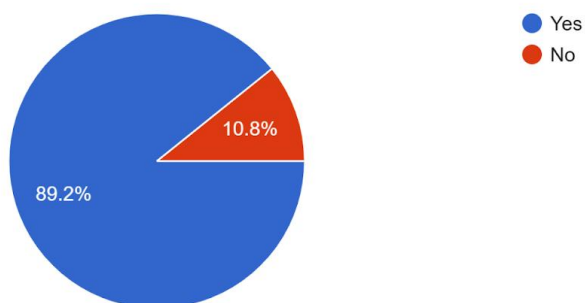
Course Pursued

102 responses



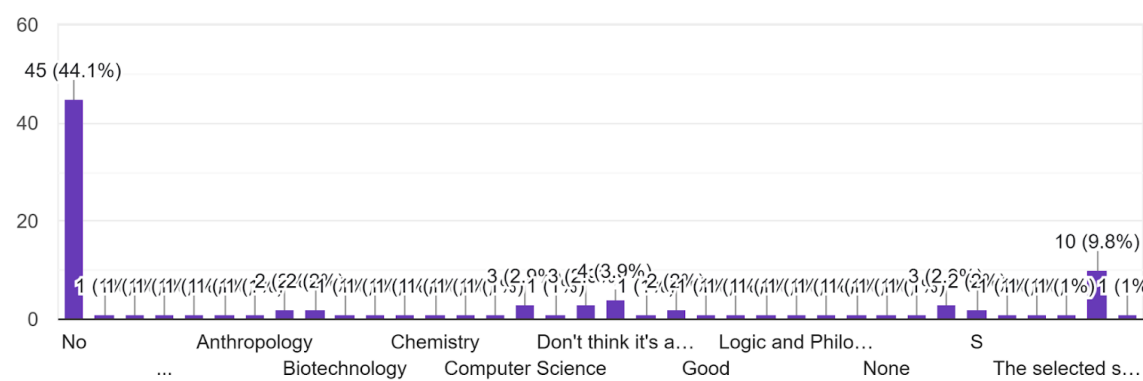
Were you able to select the subjects of your preference during admission?

102 responses



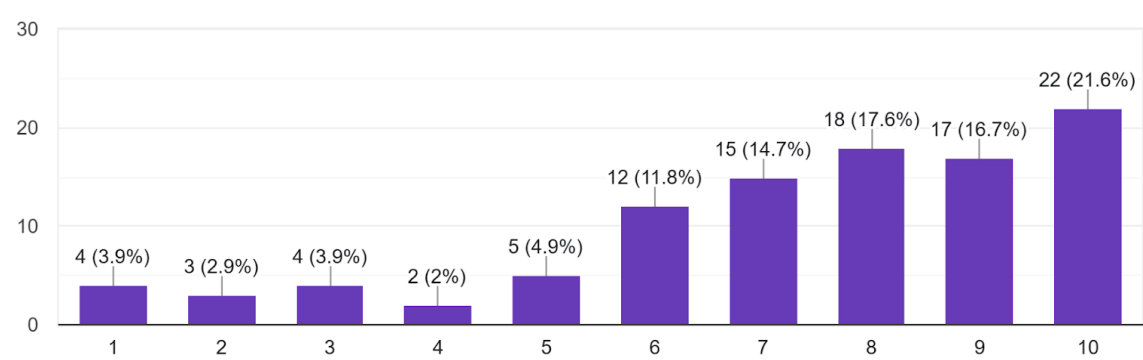
Do you think some other subject which is not offered by the college would have suited you more in your graduation? If yes, mention the subject(s) you would have liked to study.

102 responses



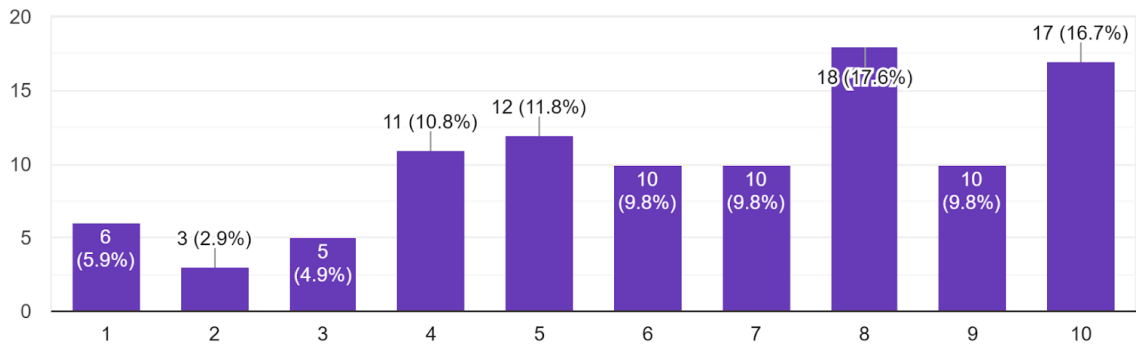
Rate your satisfaction regarding the teaching methods employed in the classrooms.

102 responses



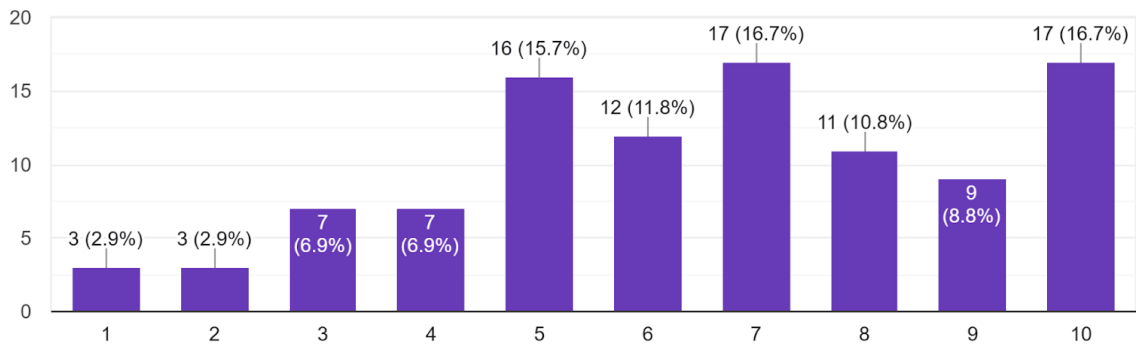
How much would you rate the role of ICT tools used by teachers, such as digital presentations, online classrooms, etc. in helping you understand the subject matter?

102 responses



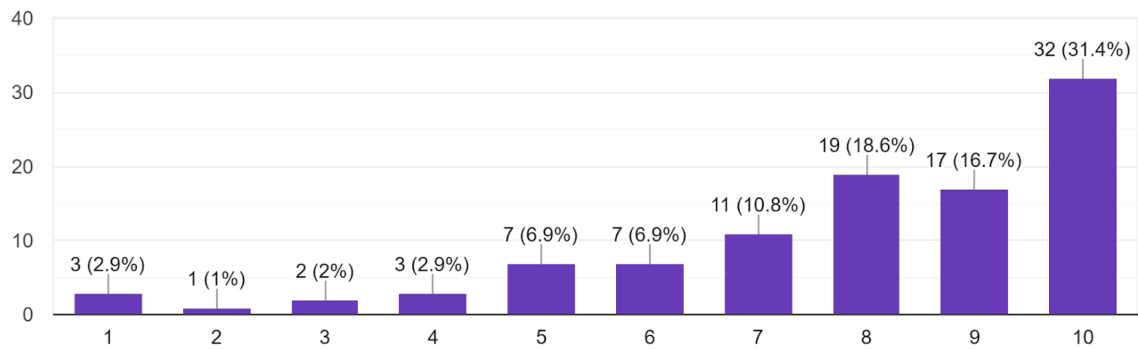
How satisfied were you with the College Infrastructure in terms of supporting proper conducting of class and related academic activities?

102 responses



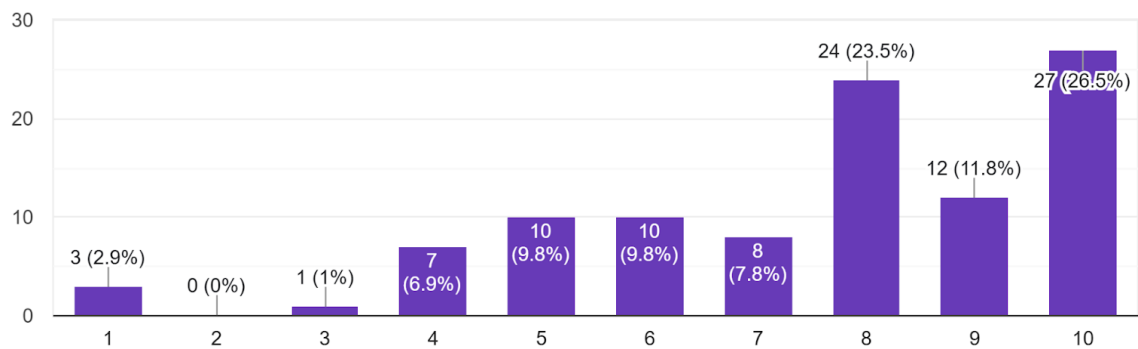
How supportive were the teachers in solving your problems

102 responses



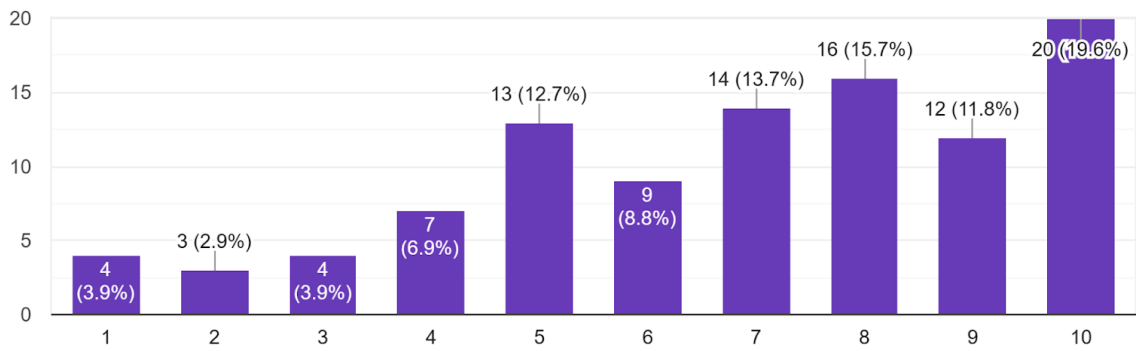
How far were the mentoring activities of your teachers adequate in actually solving your problems?

102 responses



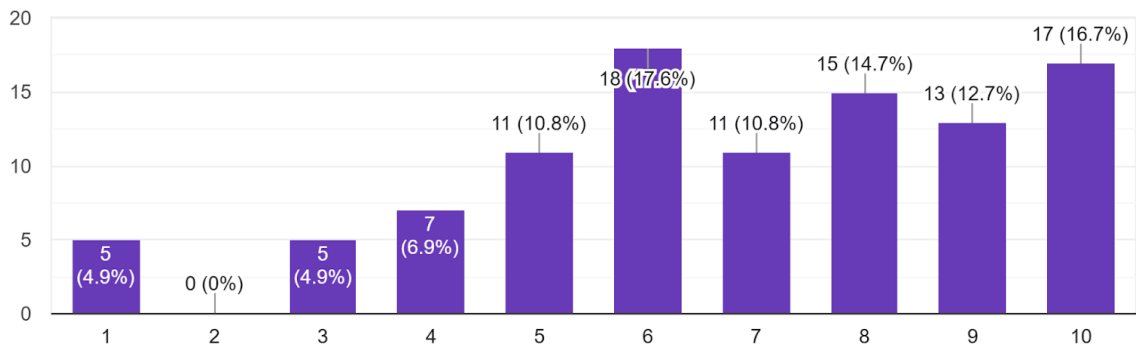
How much helpful did you find the College Library in meeting your academic demands?

102 responses



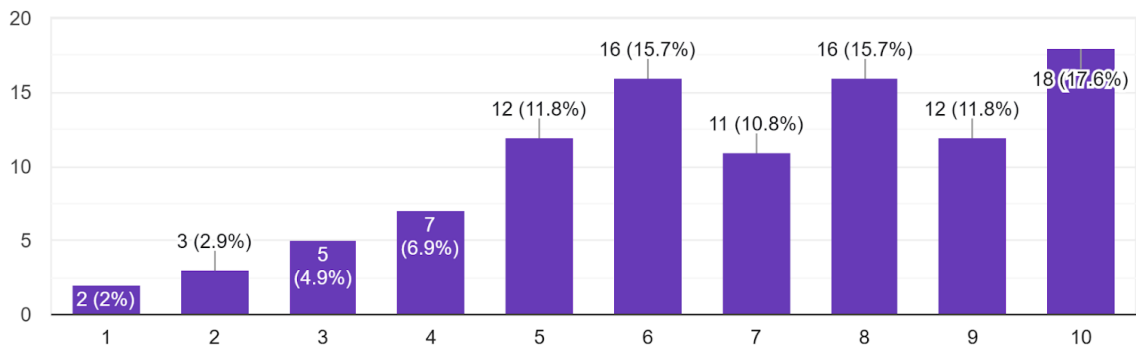
How would you rate the reading room facilities provided in the College Library?

102 responses



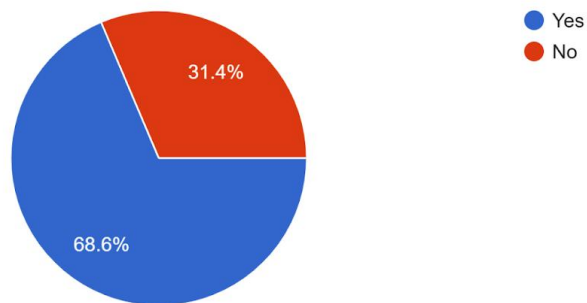
How would you rate the convenience of communicating to the college from your place of residence?

102 responses



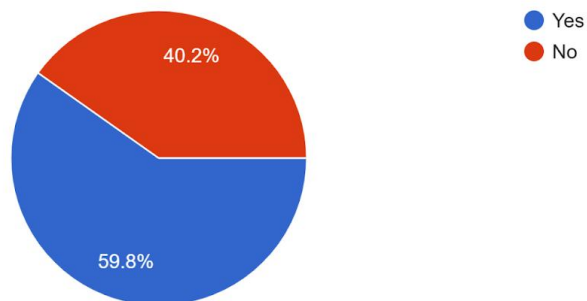
Were you able to take part in extracurricular activities as a student of the college?

102 responses



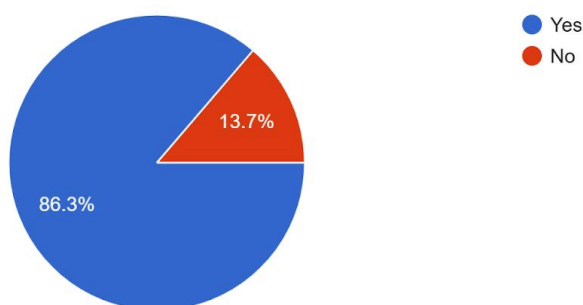
Given a chance, would you pursue another course in the college?

102 responses



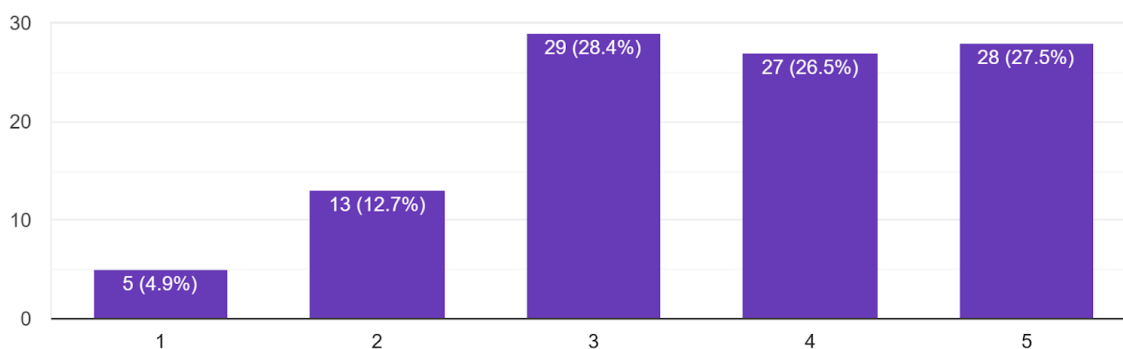
Would you recommend the college to other students willing to pursue Graduation?

102 responses



How is your overall satisfaction regarding the overall college environment?

102 responses



Analysis Report of Student Satisfaction Survey 2023-2024:

Ninety students from the 2023–2024 session answered the online questionnaire. Of the responders, 41 were enrolled in the college's B.Sc. Honours Course, 34 in the B.Sc. Regular Course, 24 in the B.A. Honours Course, and 3 in the B.A. Regular Course.

In reference to the respondents' satisfaction with subject selection upon entrance to the institution, 89.2% stated that they were allowed to choose the combination of subjects they wanted from the college's available subjects at the time of admission. Furthermore, half of the students said they were satisfied with the courses the college offered. The subjects or courses the students indicated they would have liked to study were BBA, BCA, courses in animation, biotechnology, computer education, psychology, statistics and logic & philosophy among those who said they would have liked to take subjects other than those offered by the college.

82.4% of the students indicated that they were satisfied with the teachers' methods of instruction in the classroom, scoring a score of six or higher on a 10-point rating system.

On a scale of 1 to 10, 63.7% of students said they were satisfied with the way teachers used ICT in the classroom to help them learn the material better.

On a scale of 1 to 10, 64.8% of the students said they were satisfied with the college's infrastructure for facilitating academic activity.

On a scale of 1 to 10, 84.4% of the students indicated that they were happy with their professors' assistance in helping them to solve the challenges they encountered.

On a scale of 1 to 10, 79.4% of the students indicated that they were happy with the mentorship they received from the lecturers.

On a scale of 1 to 10, 69.6% of the students indicated that they were happy with the college's library resources for assisting them in their academic endeavours.

On a scale of 1 to 10, 72.5% of students said that they thought the library's reading room amenities were sufficient.

Regarding how convenient it is to communicate with the college from their place of residence, 71.6% of the students gave a rating higher than six on a scale of one to ten.

Of the students who responded, 68.6% said that they could participate in extracurricular activities while attending the college.

59.8% of the students stated that if given the opportunity or if it was necessary, they would take another course at the college.

86.3% of the students overall said they would suggest the college to other students who were eager to seek graduation.

On a scale of 1 to 5, 82.4% of all respondents expressed satisfaction with the general campus environment with a response above 3.

Conclusion

The conclusion drawn from the Student Satisfaction Survey is based on the fact that it correctly reflects students' opinions on their entire educational experience and their level of satisfaction with the college's resources.

It is clear from all the many aspects this survey reveals that students would want to see additional courses and disciplines offered at the institution. The survey also suggests infrastructural sectors,

such library resources and educational ICT tools, that the government should focus on.

Another problem that requires addressing is transportation to and from the campus. To help students communicate and make sure they can attend daily lessons and associated events on time, the institution would also require support from the government or other pertinent organizations.